

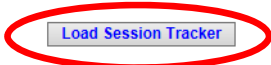
Log into Game Officials

From the left hand side, select “Confirmed Reg”

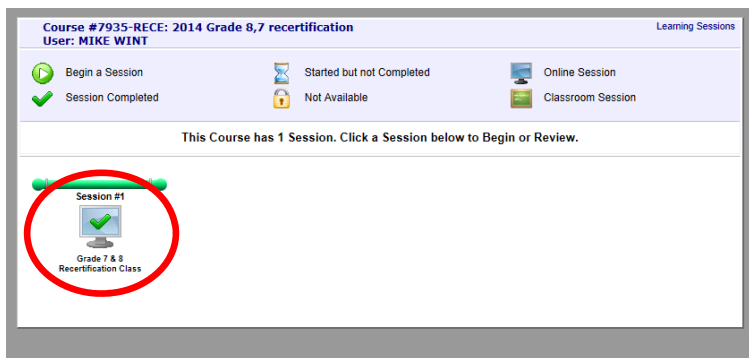
The next screen that appears will list the courses you are registered to attend. The one with “-RECE” is the Recertification Clinic. You can confirm by checking the date. Click on the number in the first column. (Your number will most likely be different than the one in this example.)



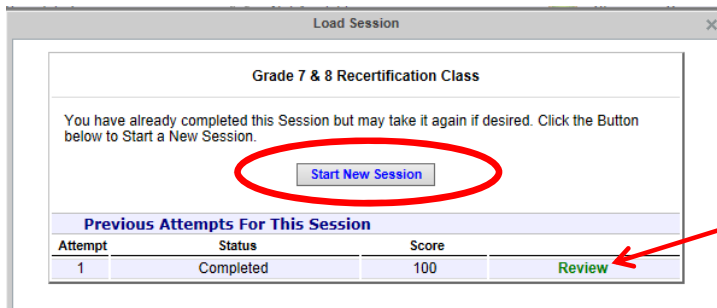
This course has one or more online Sessions. Click the button below to launch the Session Tracker.



The next screen that opens has the “Load Session Tracker” button in the center of the screen. Click the button.



To take the exam again, select the “Session #1” icon. Depending on the course you are taking the words under the icon may be different.



Click the “Start New Session” box to begin retest. Each attempt will be listed, along with your score (as a %). You can click “Review” to see how you answered the questions in the last attempt.